

Notes for teachers:

The aim of the We Read parent launch is to make parents aware how important their role is in their child's reading and that the school wants to work in partnership with them.

As an opening question, perhaps you could ask parents to think about what they want their child to achieve this year. Often it can be just the school presenting a child's targets to parents but asking this simple question for them to think about will do so much to show them that their input is crucial to their child's success.

On slide 10 you will see we suggest launching the digital reading log with a 'reading challenge' to help motivate families early on – we have suggested some ideas in the 'notes' section and you may want to input a suitable challenge onto the slide. You could reward any child who completes the challenge with one of our certificates by downloading one from your class page on the platform.

You can read top tips for launching We Read here. If you have any questions about your parent launch or using the digital reading log you can contact us at schools@learningwithparents.com



Welcome to Learning with Parents


2023-2024

@learnwparents

www.learningwithparents.com



Parents & carers are a child's most important adult




What do you want your child to achieve with their reading this year?

@learnwparents

www.learningwithparents.com




Milo's reading log

 Read on 5 more days to reach this week's target

< MON 24 TUE 25 WED 26 THU 27 FRI 28 SAT 29 SUN 30 >

History

Week starting Monday 10 July

 **Milo Example** read the book **harry potter** with you and got to Page 34.
For Tuesday 11 July ⓘ

Comment
Learned the word wizard

Audio recording

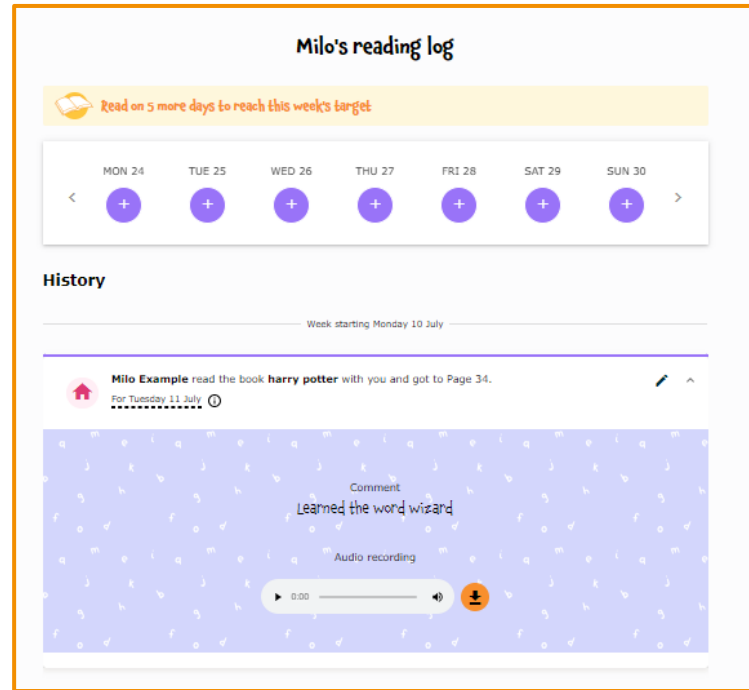
▶ 0:00 🔊 ⬇️

@learnwparents

www.learningwithparents.com

Step 1

Click on the magic link in the reading notification to take you to your child's reading log

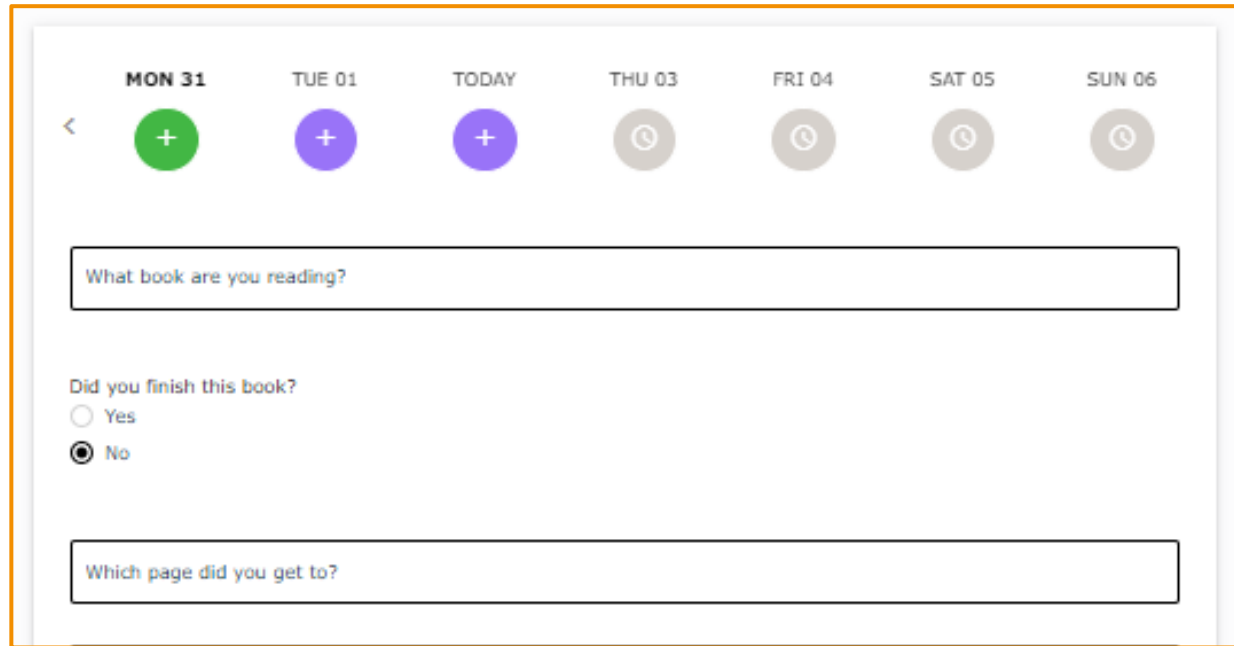


@learnwparents

www.learningwithparents.com

Step 2

Click on the day you would like to log reading for and fill in the information about the book

A screenshot of a reading log interface. At the top, there is a horizontal row of seven circular buttons representing days of the week: MON 31, TUE 01, TODAY, THU 03, FRI 04, SAT 05, and SUN 06. The 'TODAY' button is highlighted with a purple background and a white plus sign. The other buttons are grey with a white clock icon. Below the buttons is a text input field with the placeholder text 'What book are you reading?'. Underneath this field is a question 'Did you finish this book?' followed by two radio button options: 'Yes' and 'No'. The 'No' option is selected. At the bottom is another text input field with the placeholder text 'Which page did you get to?'.

MON 31 TUE 01 TODAY THU 03 FRI 04 SAT 05 SUN 06

< + + + ⌚ ⌚ ⌚ ⌚

What book are you reading?

Did you finish this book?

☐ Yes

☒ No

Which page did you get to?

@learnwparents

www.learningwithparents.com

Step 3

You can leave a comment, upload a picture, or record audio!

The diagram illustrates three distinct interactive features arranged in a staggered, overlapping layout. Each feature is enclosed in a light gray rounded rectangle with an orange border. The first feature on the left is a comment box containing the placeholder text 'Any comments?' and an example sentence 'E.g. "We learned a new word."' at the bottom. The second feature in the middle is a photo upload area, featuring a dashed gray border, a camera icon, and an orange button labeled 'Upload a photo'. The third feature on the right is an audio recording area, also with a dashed gray border, a microphone icon, and an orange button labeled 'Record audio'.

@learnwparents

www.learningwithparents.com



- Use your **mobile phone** to log reading – no need to find a pencil!
- **No need to remember a log in** – we send you a magic link each week which takes you directly to your child's log
- Choose how you log reading – **record audio**, write a comment or upload a photo
- Children love recording audio and it helps **motivate them to read** at home

Earn stars



Reading

Week starting Monday
01 May



Reading

Week starting Monday
24 April





Reading challenge...

@learnwparents

www.learningwithparents.com

Support

We have different
ways to support you:

FAQs on the website

Instant chat on the website

Or email us and we will get back to you within 3 working days.

hello@learningwithparents.com



[@learnwparents](https://www.instagram.com/learnwparents)

www.learningwithparents.com