




# Welcome to Learning with Parents

2023-2024



@learnwparents  
[www.learningwithparents.com](http://www.learningwithparents.com)

# Parents & carers are a child's most important adult



What do you want your child to achieve with their reading this year?

@learnwparents








[www.learningwithparents.com](http://www.learningwithparents.com)



### Milo's reading log



 Read on 5 more days to reach this week's target

MON 24   TUE 25   WED 26   THU 27   FRI 28   SAT 29   SUN 30

<                        >




### History

Week starting Monday 10 July

 **Milo Example** read the book **harry potter** with you and got to Page 34.  
For Tuesday 11 July 

Comment  
Learned the word wizard

Audio recording

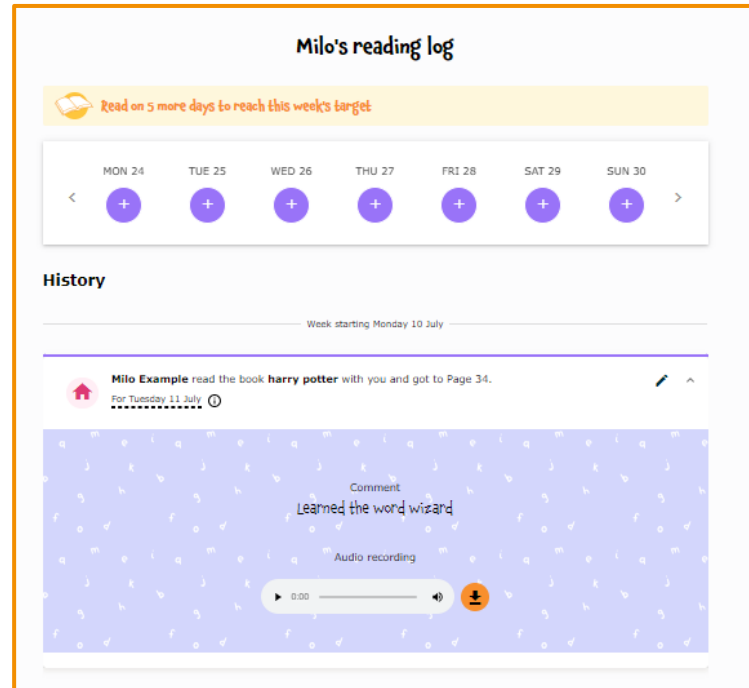
 0:00  

@learnwparents

[www.learningwithparents.com](http://www.learningwithparents.com)

# Step 1

Click on the magic link in the reading notification to take you to your child's reading log

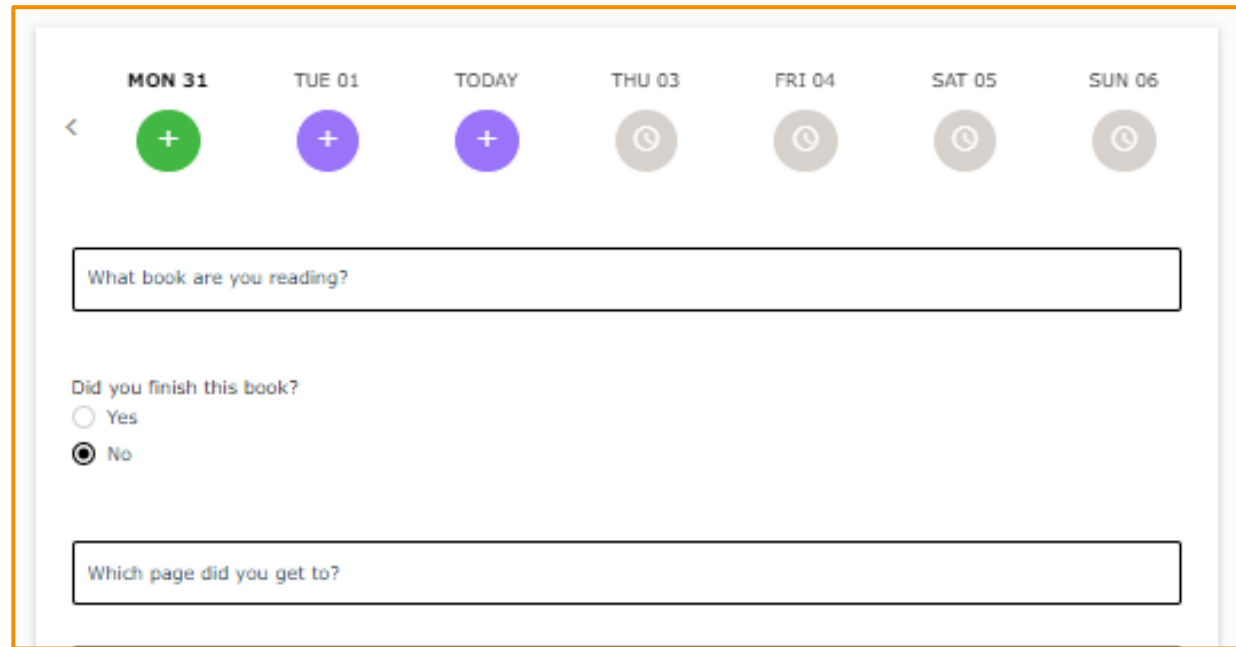


@learnwparents

[www.learningwithparents.com](http://www.learningwithparents.com)

# Step 2

Click on the day you would like to log reading for and fill in the information about the book



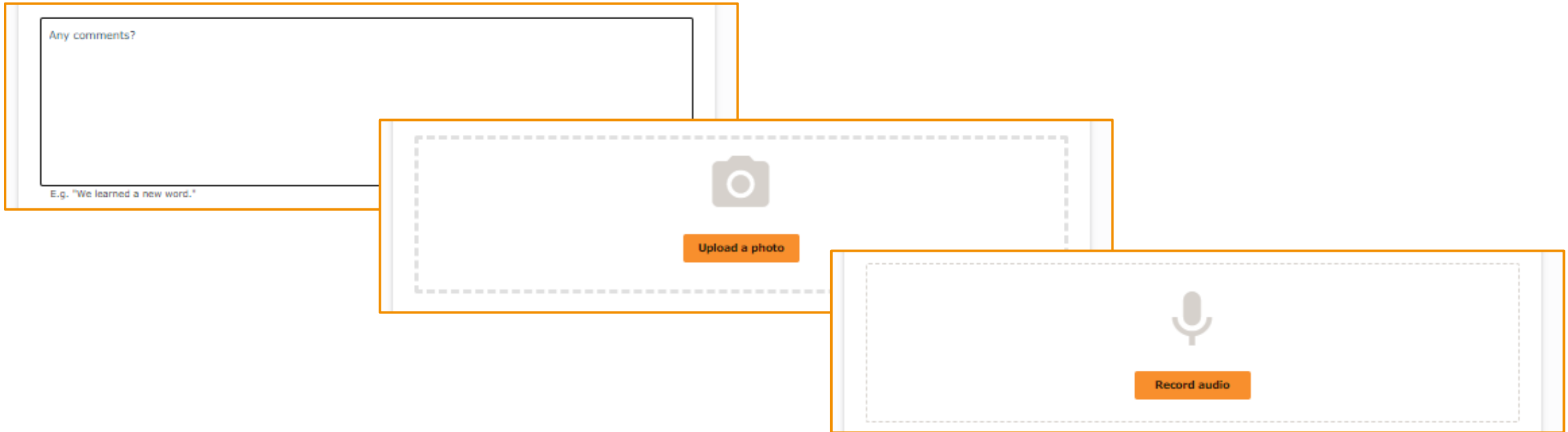
The screenshot shows a mobile application interface for logging reading progress. At the top, there is a navigation bar with a back arrow on the left and seven day selection buttons: MON 31, TUE 01, TODAY, THU 03, FRI 04, SAT 05, and SUN 06. The 'TODAY' button is highlighted with a purple circle containing a plus sign, while the other days have grey circles with a clock icon. Below the navigation bar is a text input field with the placeholder text 'What book are you reading?'. Underneath this is a question 'Did you finish this book?' with two radio button options: 'Yes' (unselected) and 'No' (selected). At the bottom is another text input field with the placeholder text 'Which page did you get to?'. The entire interface is enclosed in a white box with a thin orange border.

@learnwparents

[www.learningwithparents.com](http://www.learningwithparents.com)

# Step 3

You can leave a comment, upload a picture, or record audio!



@learnwparents

[www.learningwithparents.com](http://www.learningwithparents.com)



# We Read



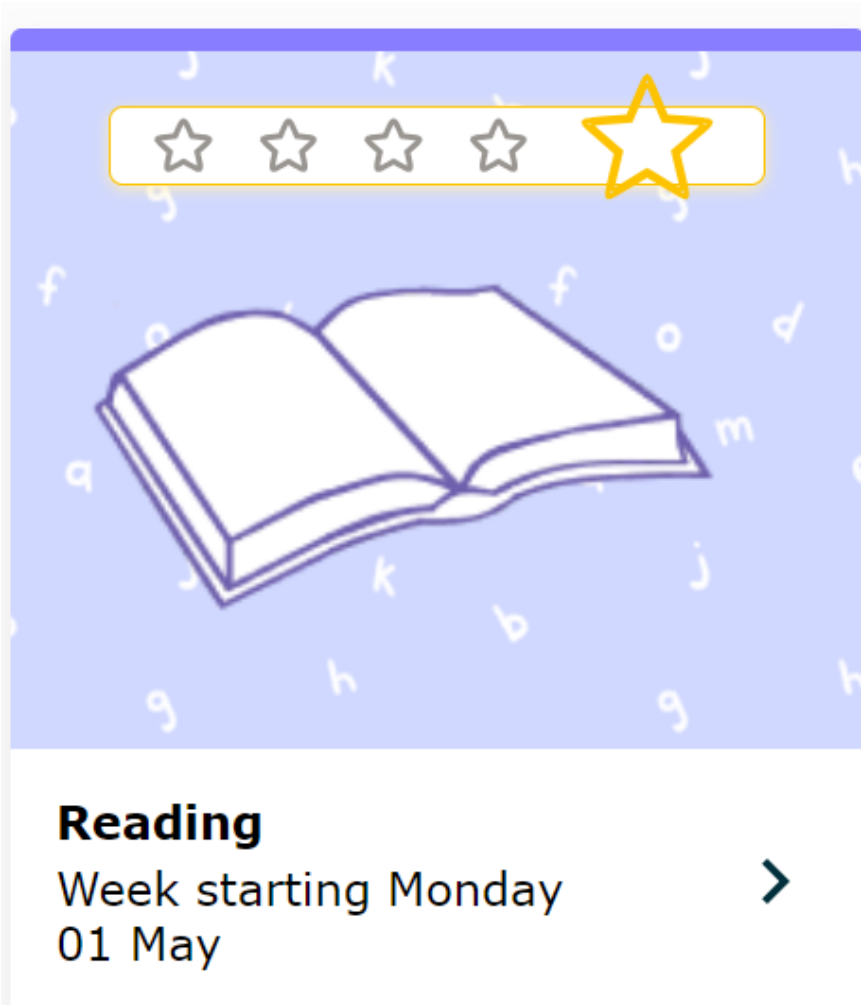
- Use your **mobile phone** to log reading – no need to find a pencil!
- **No need to remember a log in** – we send you a magic link each week which takes you directly to your child's log
- Choose how you log reading – **record audio**, write a comment or upload a photo
- Children love recording audio and it helps **motivate them to read** at home

---

@learnwparents

[www.learningwithparents.com](http://www.learningwithparents.com)

# Earn stars



**Reading**  
Week starting Monday  
01 May



**Reading**  
Week starting Monday  
24 April

@learnwparents

[www.learningwithparents.com](http://www.learningwithparents.com)





Reading challenge...

---

@learnwparents

[www.learningwithparents.com](http://www.learningwithparents.com)

# Support


We have different ways to support you:

FAQs on the website

Instant chat on the website

Or email us and we will get back to you within 3 working days.

[hello@learningwithparents.com](mailto:hello@learningwithparents.com)



---

[@learnwparents](https://www.instagram.com/learnwparents)

[www.learningwithparents.com](http://www.learningwithparents.com)