
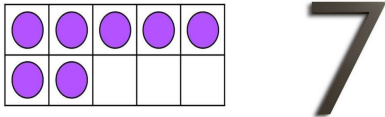
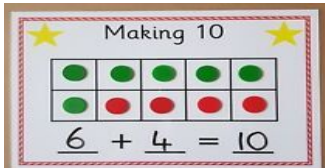




Spring 2

Reception Maths Remote Learning-White Rose

Building 9 and 10

Week 2	Focus	Lesson
Monday	Using a Ten Frame	<p>Watch Miss Ely's lesson on Tapestry</p>  <p>Activity: Print off, draw or make your own Ten Frame. Collect 10 objects that will fit onto your Ten Frame. Adults to show you a numeral, can you then show the correct amount on your Ten Frame? How many different ways can you show that number?</p>
Tuesday	Recognising an amount on a Ten Frame	<p>Watch Miss Ely's lesson on Tapestry</p>  <p>Activity: Adult to show an amount on a Ten Frame and you have to choose the correct numeral. You could choose the correct number card or you could practise writing the numeral down.</p>

Wednesday	<p>Addition to 10 using a tens frame.</p> <p>Key Vocab: ten frame, addition, add, plus, equals, altogether</p>	<p>Watch Miss Ely's lesson on Tapestry</p>  <p>Activity: Using your Ten Frame practically solve the answer to the addition number sentences. Can you make up your own addition number sentences?</p>
Thursday	<p>Subtraction from 10 using a tens frame</p> <p>Key Vocab: ten frame, subtraction, subtract, take away, equals, altogether</p>	<p>Watch Miss Ely's lesson on Tapestry</p>  <p>Activity: Using your Ten Frame solve the answers to the subtraction number sentences.</p>
Friday	<p>Ordering and Sequencing Numbers 1-10</p>	<p>Play the 'Coconut Ordering Game up to 10'. Order the numbers from smallest to largest. Look at the numbers closely!</p> <p>https://www.topmarks.co.uk/ordering-and-sequencing/coconut-ordering</p> 

Extra Maths Activities (optional)

Make a Ten Frame using an egg box.



Make a natural Ten Frame.



You could use the interactive ten frame to show any amount or work out the answer to a number sentence.

<https://www.ictgames.com/mobilePage/tenFrame/index.html>