




Year 2 – Topic

Home Learning Spring Term 1 Week 3 (18.1.21 – 22.1.21)

These activities can be done in any order except if your child is a key worker child and then they need to be done in order 1 – 5 as this is the order they will be done in school.

<p style="text-align: center;">Activity 1 – Human and Physical features Geography</p> <p>Features of our world that have been made by humans are called ‘Human features’. Buildings, roads, bridges are human features.</p> <p>Features of our world that have been created by nature are called ‘Physical features’. Trees, rivers, beaches are physical features.</p> <p>Print Activity 1 – Human and Physical features</p> <p>Cut out and sort the features into ‘Human features’ or ‘Physical features’</p> <table border="1" style="width: 100%; border-collapse: collapse; margin-top: 10px;"> <thead> <tr> <th style="width: 50%; text-align: center;">Human features</th> <th style="width: 50%; text-align: center;">Physical features</th> </tr> </thead> <tbody> <tr> <td style="height: 40px;"></td> <td style="height: 40px;"></td> </tr> </tbody> </table>	Human features	Physical features			<p style="text-align: center;">Activity 2 – Walk around village Geography</p> <p>We are focusing on village settlements this week and had planned to take the children for a walk around South Wootton village to see first-hand the features of a village.</p> <p>We thought it would be nice if you could still do that instead of us.</p> <p>Please take paper and pencil with you and ask the children to record pictorially or write a list of the features that they see on the walk, physical and human.</p> <p>If it is easier take some photos on your walk and they can write their list when they get home.</p>	<p style="text-align: center;">Activity 3 – Plants and their habitats Science</p> <p>A habitat is a place where animals and plants live. The plants and animals - including humans - in a habitat need each other to survive. Most things live in habitats to which they are suited and different habitats provide for the basic needs of different kinds of animals and plants.</p> <p>Draw the desert, the ocean and a woodland scene.</p> <div style="display: flex; justify-content: space-around; align-items: center; margin: 10px 0;">    </div> <p>Print Activity 3 – Plants and their habitats</p> <p>Cut out and stick the plants into the habitat where you think they live. Can you explain to an adult why you think they would be found in the habitat you chose to put them in?</p>
Human features	Physical features					
<p style="text-align: center;">Activity 4 – South Wootton sign History/Art</p> <p>Print Activity 4 – South Wootton sign</p> <p>Read about the history of the South Wootton village sign.</p> <p>Design a new village sign thinking about what you like or think of when you think of South Wootton village.</p> <p>Maybe you could think of places in the village that are special to you or things you saw on your walk around South Wootton.</p>	<p style="text-align: center;">Activity 5 – Ball skills PE</p> <ul style="list-style-type: none"> *Throw the ball up in the air let it bounce once and catch it. *Throw the ball up in the air and catch it without a bounce. *Bounce the ball on the ground 5 times and catch it. *Throw the ball up in to the air, clap and catch it. *Throw the ball under one leg, up in the air and catch it. *Throw the ball up in the air, do a full turn, let the ball bounce once and catch it. * Throw the ball up in the air, do a full turn and catch it without a bounce. <p style="color: red;">Repeat these as many times as you like. Make up some of your own ball skill tricks to practise.</p>	<p style="text-align: center;">Reading Comprehension</p> <p>We are going to give the children reading comprehension activities to complete each week.</p> <p>These are in addition to reading either from a book online or a book from home.</p> <p>The texts will be matched to the reading level of your child and will be uploaded to Tapestry.</p> <p>If you have problems accessing them and downloading them then please let us know and we will print a copy off for you and leave at the office.</p>				