






Week 4	Focus	Lesson
<p><b>Monday</b></p>	<p><b>Comparing Height</b></p> <p><b>Key Vocab:</b> tall, short, shortest, tallest, shorter, taller.</p>	<p><b>Watch today's lesson on Tapestry.</b></p>  <p><b>Activity:</b> Find a selection of toys. Can you sort your toys from tallest to shortest? Which one is the tallest? Which one is the shortest? Can you compare 2 toys using the vocabulary shorter and taller?</p>
<p><b>Tuesday</b></p>	<p><b>Measuring Height using non-standard measure.</b></p> <p><b>Key Vocab:</b> tall, short, tallest, shortest, shorter, taller.</p>	<p><b>Watch today's lesson on Tapestry.</b></p>  <p><b>Activity:</b> Using a selection of toys can you use blocks or bricks to measure how tall they are? Which toy is the tallest and how many blocks tall is it? Which toy is the shortest? How many blocks tall is it?</p> <p><b>Challenge:</b> Can you record how many blocks each toy measures?</p>

<p><b>Wednesday</b></p>	<p><b>Comparing and Measuring Length</b></p>       <p><b>Key Vocab:</b> short, long, shortest, longest, shorter, longer.</p>	<p><b>Watch today's lesson on Tapestry.</b> Activity: Using playdough make some different length snakes. (You could use string or wool if you don't have playdough). Can you put them in order from shortest to longest?</p>   <p>Using objects e.g. pasta, paperclips, stones, lego measure how long the snakes are.</p>
<p><b>Thursday</b></p>	<p><b>Heavier and Lighter</b></p>       <p><b>Key Vocab:</b> heavy, light, heavier, lighter, heaviest, lightest, balanced.</p>	<p><b>Watch today's lesson on Tapestry.</b></p>  <p>Activity: Create your own balance scale using a coat hanger, string, buckets or plastic cups. Using your balance scales compare whether different objects are lighter or heavier. You could compare two objects in your hands first and predict which one will be heavier and which one will be lighter. Use your balance scales to check whether you were correct. Can you find two different objects that make the scales balance?</p>

<p>Friday</p>	<p><b>Capacity</b></p> <p>Key Vocab: full, empty, nearly full, nearly empty.</p>	<p>Watch today's lesson on White Rose.  <a href="https://whiterosemaths.com/homelearning/early-years/alive-in-5-week-3/">https://whiterosemaths.com/homelearning/early-years/alive-in-5-week-3/</a> Session 2 Full and Empty.</p> <p>Activity: Fill cups up with different amounts of liquids. What do you notice?</p>  <p>What happens if you change the size of the cup?          What do you notice when you use a tall, thin cup or a short wide cup?</p>
---------------	--	---

Extra Maths Activities (optional)

- If you go on a walk you could collect some sticks or leaves. Can you order them from shortest to longest?



- Play the 'Let's Compare' game on Topmarks.  
<https://www.topmarks.co.uk/early-years/lets-compare>

- **Who has the largest feet in your household?**  
 You could see who has the largest feet in your household by drawing around them and cutting them out.



- How many socks long is a person in your household?