






Friday Lesson.

Use the tally chart to construct a pictogram showing what traffic went along a road between 9am and 10am.

Remember, this time, each picture must represent 2 tally marks.

	/ / /
	/ / / / / /
	/
	
	/