




Year 2 - Home Learning Summer Term 2 Week 2 (8.6.20 - 12.6.20)

English

These activities can be done in any order, after your child has listened to the story, except if your child is a key worker child and then they need to be done in order 1 - 5 as this is the order we will be doing them in school.

<p style="text-align: center;">The story</p> <p>This week our work will continue to be based around the story 'The Egg' by M. P. Robertson</p>  <p>Click on the link below to listen to this story again whenever you need to. https://www.youtube.com/watch?v=aEyD_JX5x84</p> <p>We will also be using 'Tell Me A Dragon' by Jackie Morris</p>  <p>Click on the link below to listen to this story. https://www.youtube.com/watch?v=MAdG102siOU</p>	<p style="text-align: center;">Activity 1 - Spellings</p> <p>This week's spellings are:</p> <table style="width: 100%; border: none;"> <tr> <td>all</td> <td>ball</td> </tr> <tr> <td>call</td> <td>walk</td> </tr> <tr> <td>talk</td> <td>always</td> </tr> <tr> <td>mall</td> <td>fall</td> </tr> <tr> <td>tall</td> <td>natural</td> </tr> </table> <p>Ask an adult to explain the meaning of any of these words that you don't know. Then log on to Purple Mash and follow this... Home/English/Spelling Resources/Spelling Yr2/Y2 SUM1 WK4 - Quiz Use this quiz to help you to practise and learn your spellings. Then complete the attached dictation using these words.</p>	all	ball	call	walk	talk	always	mall	fall	tall	natural	<p style="text-align: center;">Activity 2 - Grammar</p> <p>Collective nouns are a collection of things taken as a whole. These are collective nouns for groups of animals.</p> <table style="width: 100%; border: none;"> <tr> <td>herd</td> <td>flock</td> <td>school</td> <td>litter</td> </tr> <tr> <td>gaggle</td> <td>pack</td> <td>swarm</td> <td></td> </tr> </table> <p>Which animals? A herd of cows. A flock of _____.</p> <p>Can you think of a collective noun for dragons? Explain your choice.</p> 	herd	flock	school	litter	gaggle	pack	swarm	
all	ball																			
call	walk																			
talk	always																			
mall	fall																			
tall	natural																			
herd	flock	school	litter																	
gaggle	pack	swarm																		
<p style="text-align: center;">Activity 3 - Character Description</p> <p>Watch 'Tell Me A Dragon' by Jackie Morris: https://www.youtube.com/watch?v=MAdG102siOU Look closely at the dragons and listen to their names and the description of them.</p> <p>Imagine you have a dragon. Draw it and then write a description of your dragon in the style of those in 'Tell Me A Dragon'. "My dragon is...." What will you call it? Try to link its name to its characteristics and let us know why you chose the name you did.</p>	<p style="text-align: center;">Activity 4 - Fact file</p> <p>Create a fact file about your dragon. Use these headings to give people as much information as you can about this new species of dragon that you have discovered.</p> <p>Food - <i>What does it eat and when?</i> Habitat - <i>Where does it live and why? Where does it sleep?</i> Communication - <i>What noises does it make? How do they talk to each other?</i> Special skills - <i>How do they survive? How do they defend themselves? Can they do anything unusual?</i> Other interesting facts</p>	<p style="text-align: center;">Activity 5 - Handwriting</p> <p>Your joined up handwriting was getting so good but we must keep practising. I have attached some passages from the book 'Tell Me A Dragon' for you to copy out in your best joined up handwriting. Please don't worry about joining up every letter but I would like you all to try joining a couple of letters in each word.</p> <p>You do not have to do write out all of the passages I have given you!</p>																		

