





Reception - Home Learning Week 2

Please look on Tapestry daily as there will be a Maths and English activity to be completed each day. In addition to this we would like you to read/share a book with someone else for at least 15 minutes and choose **one** other activity from this grid to do. Activities can be recorded in any way you wish in your Home Learning books/on Tapestry/on paper, whichever is easiest for you.

<p>Support your child to create a map or cross section of their home. Can they name all of the rooms? An adult can hide an object in a room and mark where it is on the child's map. Can they use the map to find their hidden object? Label each room using phonics knowledge.</p> 	<p>Explore the textures around your house/garden. Can you find something rough, smooth and bumpy? Take a rubbing of each texture (lay a piece of paper over the top and rub over the side of the object with the side of a crayon).</p> 	<p>Find your house on Google Maps. Look at your house on street view and above. Use the arrows to move up and down the road around your area. Can they find key places e.g. shop, school, grandparents' house.</p> 
<p>Watch the youtube video about baby animals and their mothers. https://www.youtube.com/watch?v=cJg4YFtvOp8</p> <p>Could you make a matching game out of paper to play with an adult?</p>	<p>Draw some pictures of spring flowers. You could draw a daffodil, a tulip, a primrose or a crocus.</p> 	<p>Your own idea!</p>